

ISO in figures 2017

Members

162 national standards bodies, comprising
120 member bodies,
39 correspondent members,
3 subscriber members.

Technical committee structure

3 493 technical bodies, comprising
243 technical committees,
505 subcommittees,
2 682 working groups and
63 ad hoc study groups.

Staff

Technical secretariats

39 member bodies provide the administrative and technical services for the secretariats of committees of the ISO technical programme. These services involve a full-time staff equivalent to **500** persons.

Central Secretariat in Geneva

144.1 full-time staff from
22 countries coordinate the worldwide activities of ISO

Development of International Standards

Total at 31 December 2017

21991 International Standards and standards-type documents.

These standards represented a total output of **1 016 105** pages in English and French (terminology is also often provided in other languages).

In 2017

1 578 International Standards and standards-type documents published.

This output represented a total of **92 747** pages for 2017.

Work in progress

1 642 new projects (work items) registered.

4 757 work items appeared on the programmes of work of the technical committees.

The breakdown was as follows:

1 664 work items at preparatory stage,

620 committee drafts,

2 473 Draft International Standards (DIS) and Final Draft International Standards (FDIS).

Meetings

21 technical meetings were in progress, on average, each working day of the year somewhere in the world.

2 784 technical meetings were held in

56 countries, comprising

205 meetings of technical committees,

407 meetings of subcommittees,

2 115 meetings of working groups or ad hoc groups.

In addition to **307** virtual meetings

Liaisons

724 international organizations were in liaison with ISO technical committees and subcommittees.

(Liaisons Category A & B)

Electronic access to technical information

Complete information on ISO's standardization activities (including the *ISO Memento* and the *ISO Catalogue*) is available from ISO Online, accessible on the Web at the following address:

www.iso.org.

Portfolio of published ISO deliverables and work programme

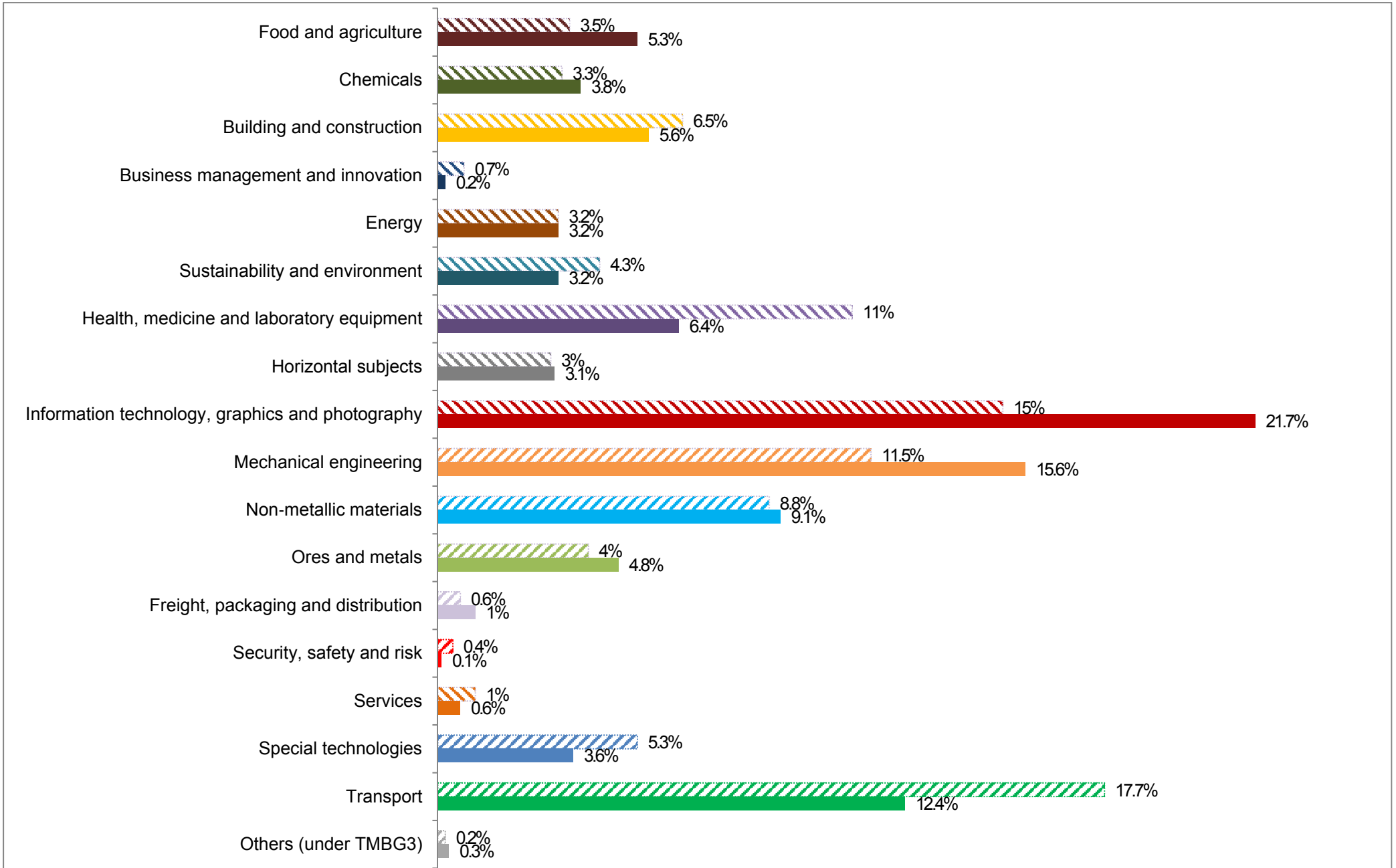
breakdown by technical sectors¹

Technical Sectors	New work items registered in 2017	%	Total active work items	%	New published ISO deliverables ²	%	Number of pages	Total published ISO deliverables*	%	Number of pages
Food and agriculture	57	3.5%	166	3.5%	64	4.1%	2208	1159	5.3%	32104
Chemicals	69	4.2%	158	3.3%	36	2.3%	1235	843	3.8%	19509
Building and construction	108	6.6%	307	6.5%	125	7.9%	8700	1221	5.6%	48422
Business management and innovation	10	0.6%	35	0.7%	8	0.5%	402	43	0.2%	2889
Energy	42	2.6%	152	3.2%	47	3.0%	2134	702	3.2%	28068
Sustainability and environment	64	3.9%	205	4.3%	43	2.7%	2494	696	3.2%	34159
Health, medicine and laboratory equipment	194	11.8%	521	11.0%	156	9.9%	8193	1413	6.4%	77909
Horizontal subjects	56	3.4%	143	3.0%	56	3.5%	2940	682	3.1%	31983
Information technology, graphics and photography	298	18.2%	710	15.0%	263	16.7%	31040	4775	21.7%	357608
Mechanical engineering	168	10.2%	547	11.5%	238	15.1%	13890	3422	15.6%	150758
Non-metallic materials	158	9.6%	420	8.8%	168	10.6%	4857	2000	9.1%	52434
Ores and metals	69	4.2%	191	4.0%	85	5.4%	2901	1065	4.8%	30239
Freight, packaging and distribution	12	0.7%	29	0.6%	6	0.4%	463	218	1.0%	6048
Security, safety and risk	4	0.2%	19	0.4%	2	0.1%	56	30	0.1%	1930
Services	20	1.2%	49	1.0%	26	1.6%	1128	137	0.6%	5941
Special technologies	80	4.9%	254	5.3%	99	6.3%	3995	799	3.6%	31469
Transport	230	14.0%	842	17.7%	148	9.4%	5741	2728	12.4%	100690
Others (under TMBG ³)	3	0.2%	9	0.2%	8	0.5%	370	58	0.3%	3945
	1642	100%	4757	100%	1578	100%	92 747	21991	100%	1 016 105

¹ Based on the technical sectors established by the TMB (17 sectors)

² International Standards and all others document-type (like Technical Report, Technical Specifications, Publicly Available Specification, etc.)

³ ISO/TMBG refers to the groups that report to the ISO Technical Management Board (TMB).

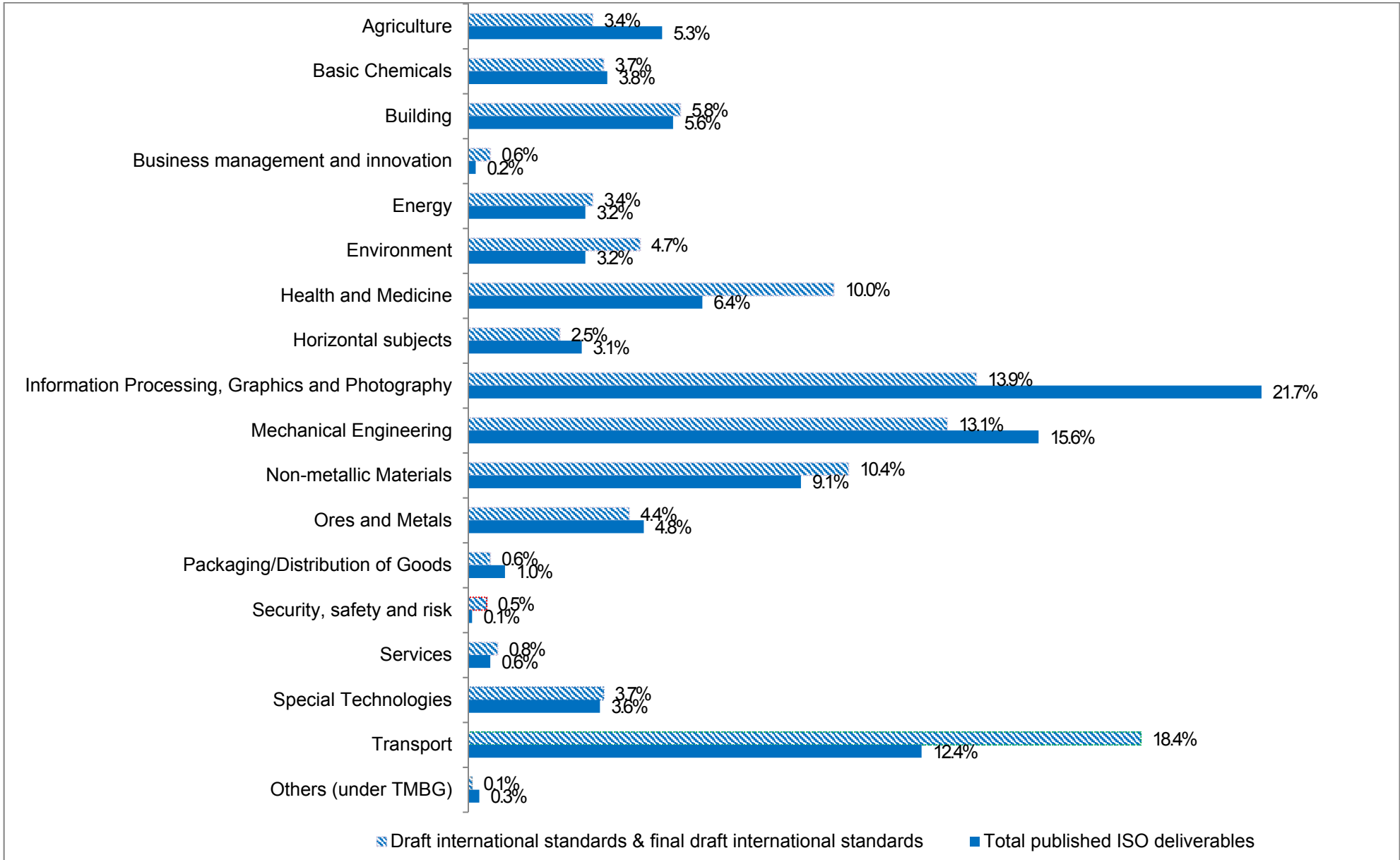


Portfolio of ISO standards and Draft International Standards

by technical sector at the end of 2017

Breakdown by technical sectors

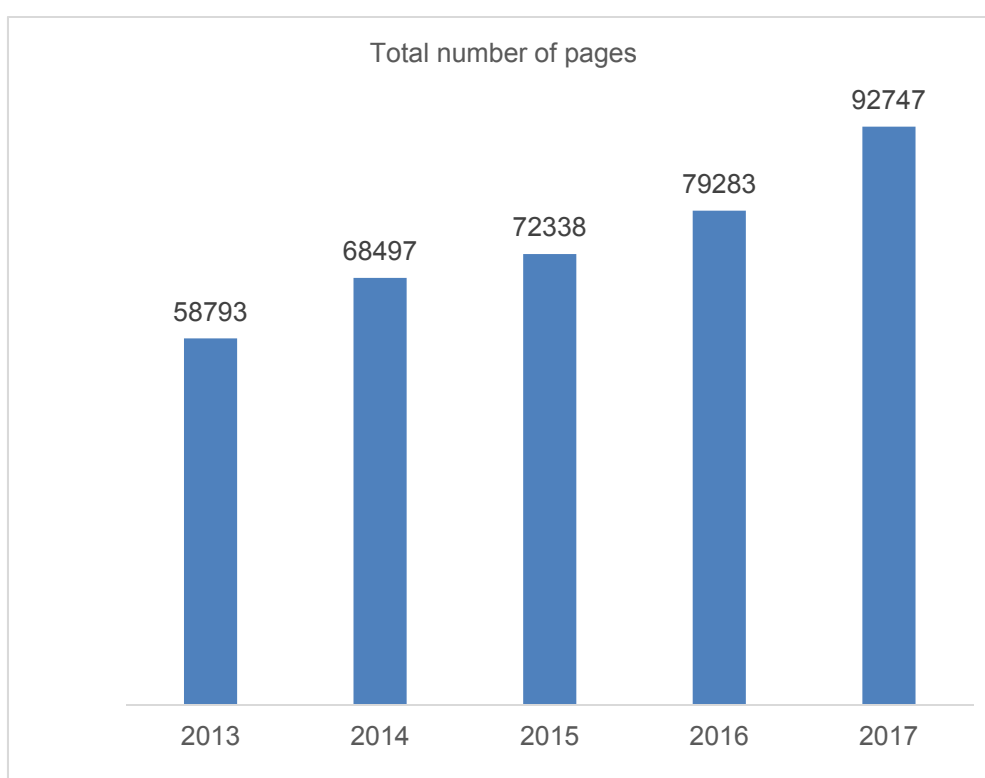
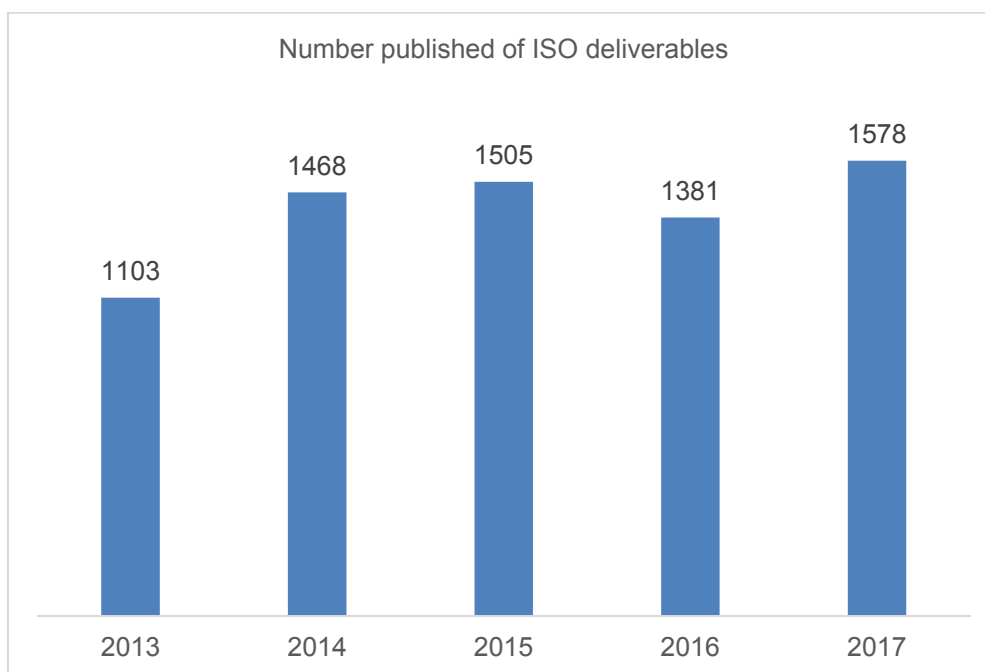
Technical sectors	Draft international standards & final draft international standards	%	Total published ISO deliverables	%
Food and agriculture	83	3.4%	1159	5.3%
Chemicals	91	3.7%	843	3.8%
Building and construction	144	5.8%	1221	5.6%
Business management and innovation	15	0.6%	43	0.2%
Energy	83	3.4%	702	3.2%
Sustainability and environment	116	4.7%	696	3.2%
Health, medicine and laboratory equipment	248	10.0%	1413	6.4%
Horizontal subjects	62	2.5%	682	3.1%
Information technology, graphics and photography	345	13.9%	4775	21.7%
Mechanical engineering	325	13.1%	3422	15.6%
Non-metallic materials	256	10.4%	2000	9.1%
Ores and metals	108	4.4%	1065	4.8%
Freight, packaging and distribution	15	0.6%	218	1.0%
Security, safety and risk	12	0.5%	30	0.1%
Services	19	0.8%	137	0.6%
Special technologies	92	3.7%	799	3.6%
Transport	457	18.4%	2728	12.4%
Others (<i>under TMBG</i>)	2	0.1%	58	0.3%
	2473	100%	21991	100%



Data for Yearly production: Number of ISO Deliverables total number of pages

(2013-2017)

	Number of published ISO deliverables	Total number of pages
2012	1280	76326
2013	1103	58793
2014	1468	68497
2015	1505	72338
2016	1381	79283
2017	1578	92747



ISO member bodies' contribution to the standards process

ISO Member	Number of active secretariats at TC and SC level	Number of convenorships at WG level	ISO Member	Number of active secretariats at TC and SC level	Number of convenorships at WG level
Argentina [IRAM]	1	6	Lebanon [LIBNOR]		1
Australia [SA]	24	47	Luxembourg [ILNAS]		2
Austria [ASI]	5	17	Malaysia [DSM]	5	9
Belarus [BELST]		1	Mexico [DGN]	1	1
Belgium [NBN]	3	28	Netherlands [NEN]	18	71
Brazil [ABNT]	5	18	New Zealand [NZSO]		7
Canada [SCC]	14	90	Norway [SN]	9	24
China [SAC]	74	149	Panama [COPANIT]		1
Colombia [ICONTEC]	2		Philippines [BPS]		1
Czech Republic [UNMZ]		2	Poland [PKN]	2	
Denmark [DS]	3	18	Portugal [IPQ]	1	5
Egypt [EOS]		2	Qatar [QS]		1
Finland [SFS]	3	7	Russian Federation [GOST R]	7	11
France [AFNOR]	70	214	Senegal [ASN]	1	
Germany [DIN]	132	388	Singapore [SPRING SG]		2
Ghana [GSA]	1		Slovenia [SIST]		1
Greece [NQIS ELOT]		1	South Africa [SABS]	9	14
India [BIS]	9	10	Spain [UNE]	5	16
Indonesia [BSN]		2	Sweden [SIS]	25	58
Iran, Islamic Republic of [ISIRI]	5	12	Switzerland [SNV]	24	21
Ireland [NSAI]		3	Thailand [TISI]	1	5
Israel [SII]	4	11	Tunisia [INNORPI]	1	
Italy [UNI]	21	49	Turkey [TSE]	2	1
Jamaica [BSJ]	1	3	Uganda [UNBS]		1
Japan [JISC]	75	207	Ukraine [DSTU]	1	2
Kenya [KEBS]	1	1	United Kingdom [BSI]	76	263
Korea, Republic of [KATS]	20	91	United States [ANSI]	108	432