

The ISO Survey – 2006

ISO and *The ISO Survey*

ISO is the world's largest developer of voluntary international standards for business, government and society. Its portfolio in October 2007 comprised more than 16 500 standards that provide practical solutions and achieve benefits for almost every sector of economic activity and technology.

Of these, ISO 9001:2000 and ISO 14001:2004 which give the requirements for, respectively, quality management and environmental management systems are among ISO's most well-known and widely implemented ever. They are used worldwide by businesses and organizations large and small, in public and private sectors, manufacturers and service providers, in all sectors of activity.

Many users decide to have their management systems independently audited and certified as conforming to the standards. Certification is not a requirement of the standards themselves, which can be implemented without certification for the benefits that they help user organizations to achieve for themselves and for their customers. Nevertheless, many thousands of organizations have chosen certification because of the perception that an independent confirmation of conformity adds value.

ISO itself does not perform certification to its standards, does not issue certificates and does not control certification performed independently of ISO by other organizations. However, it frequently receives requests for information on the number of certificates and this led the organization to undertake *The ISO Survey*, which is now in its 14th year. ISO provides the basic results free-of-charge as a public information service on its Web site: www.iso.org

The collection and compilation of data for the 2006 survey was outsourced for the third consecutive year to the market research firm ACNielsen, of Vienna, Austria.

What this edition covers

This edition of the survey gives the worldwide panorama of certification to ISO management system standards at the end of 2006. The principal standards covered are:

- ISO 9001:2000 for quality management systems
- ISO 14001:2004 for environmental management systems.

For the third consecutive year, the survey includes certification data on two ISO standards that include the requirements of ISO 9001:2000, plus sector-specific requirements:

- ISO/TS 16949:2002 for the automotive sector
- ISO 13485:2003 for medical devices.

For the first time, the survey includes data on ISO/IEC 27001:2005, which provides the requirements for information security management systems.

About ACNielsen

ACNielsen is the leading global provider of marketing research information services, analytical systems and tools, and professional client service that help clients win in the market-place. The clients of ACNielsen include the world's leading manufacturers and retailers of consumer packaged goods, as well as companies that market many other types of consumer products and services. Clients work with ACNielsen to measure their market performance, to analyze market dynamics, to diagnose and solve marketing and sales problems, and to identify and capture growth opportunities. ACNielsen's operations span more than 100 countries. Founded in 1923 by Arthur Charles Nielsen, Sr., ACNielsen in the USA, the Austrian office was opened in 1961, initially carrying retail measurement. In 1990, consumer research was added to the range of services offered by the Austrian office.

Table of contents

* = exclusively in the [combined brochure-CD version](#) of the Survey (available from sales@iso.org)

How The ISO Survey is carried out	4	ISO/TS 16949:2002 certifications worldwide	31
The ISO Survey – 2006	5	Regional share expressed in percent	34
* Certification	5	Country highlights.....	34
* Highlights of The ISO Survey – 2006	6	Withdrawn ISO/TS 16949:2002 certificates.....	35
ISO 9001:2000 global picture	8	ISO 13485:2003 certifications worldwide	36
ISO 14001:2004 global picture	9	Regional share expressed in percent	38
ISO/TS 16949:2002 global picture	10	Country highlights.....	39
ISO 13485:2003 global picture	11	Withdrawn ISO 13485:2003 certificates	39
ISO/IEC 27001:2005 global picture	12	ISO 27001:2005 certifications worldwide	40
ISO 9001:2000 certifications worldwide	13	Regional share expressed in percent	42
* Regional share expressed in percent	17	Certificates by industrial sector.....	42
* Country highlights	18	Top five industrial sectors	
* Certificates by industrial sector	19	for ISO/IEC 27001:2005 certificates.....	43
* Top five industrial sectors		Top sectors for ISO/IEC 27001:2005 certificates –	
for ISO 9001:2000 certificates	20	services aggregated as single sector.....	43
* Top sectors for ISO 9001:2000 certificates –		Withdrawn ISO/IEC 27001:2005 certificates	43
services aggregated as single sector	20	Publicizing your certification	44
* Withdrawn ISO 9001:2000 certificates	21		
ISO 14001:2004 certifications worldwide	22		
Regional share expressed in percent	26		
Country highlights.....	27		
Certificates by industrial sector.....	28		
Top five industrial sectors			
for ISO 14001:2004 certificates	29		
Top sectors for ISO 14001:2004 certificates –			
services aggregated as single sector.....	29		
Withdrawn ISO 14001:2004 certificates	30		

How *The ISO Survey* is carried out

The ISO Survey has been carried out 16 times since the first in January 1993. The survey is now published on an annual basis by ISO Central Secretariat (ISO/CS). The data is provided by a variety of sources including ISO national member institutes, accreditation and certification bodies and certification databases. ISO/CS would like to thank all sources for their participation and assistance.

The accreditation bodies are those that belong to the International Accreditation Forum (IAF), an international association that represents the national accreditation bodies set up in many countries to verify the competence of certification bodies. The certification bodies are those that are accredited by IAF members. This means that the survey may not cover certificates issued by certification bodies accredited by organizations other than members of the IAF, or not accredited at all.

ISO/CS is well aware that the certification bodies which contribute data are commercial rivals of each other. For this reason, the data supplied is not connected in the survey to the certification body which supplied it. This rule is applied in order to avoid the data being used by competitors as "business intelligence" about their rivals. The data is treated by ISO/CS in strict confidence and requests to identify market share, or "the top 10 certification bodies in the world", are turned down.

The responsiveness of certification bodies to requests for data varies. Not all submit data. Among those who do, the quantity and quality varies. In some cases, estimates have to be made. From time to time, mistakes or additional data come to light and the figures are adjusted accordingly in subsequent surveys.

In addition, the responsibility for collecting figures within different countries and organizations may be transferred and with it, the methods for calculating totals. As a result, country totals given in previous surveys may be revised retrospectively and totals may, therefore, not always tally up from one survey to another.

A number of joint assessment arrangements are in operation by certification bodies. These are taken into account when known, but a small degree of double counting no doubt occurs. Again, when double counting becomes apparent, totals are adjusted.

In view of these difficulties, the survey has never pretended to academic rigour in its compilation, to scientific accuracy in its results, or to being exhaustive. The survey does not therefore attempt an in-depth analysis of the results, and a degree of caution is advised in interpreting these.

As pointed out above, the survey is carried out once a year and ISO/CS does not maintain a database or running total which would allow it to meet requests for updates between publications of the survey.

It should be noted too that the data supplied is of the numbers of certificates – the individual organizations which hold certificates are not identified. Therefore, ISO/CS cannot satisfy requests for lists of certified organizations in a particular country or business sector.

The survey is of the numbers of certificates, not the numbers of sites covered by any one certificate. Although ISO/CS requests the suppliers of data to distinguish between single site and multiple site certificates, and include this information when available, not all suppliers provide such information.

Enquiries about *The ISO Survey* should be addressed to :

Ms. Gisela Helberling

ISO Central Secretariat

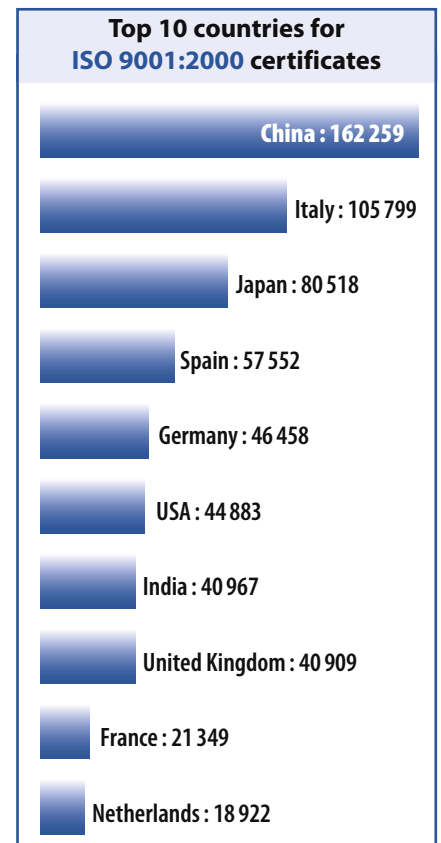
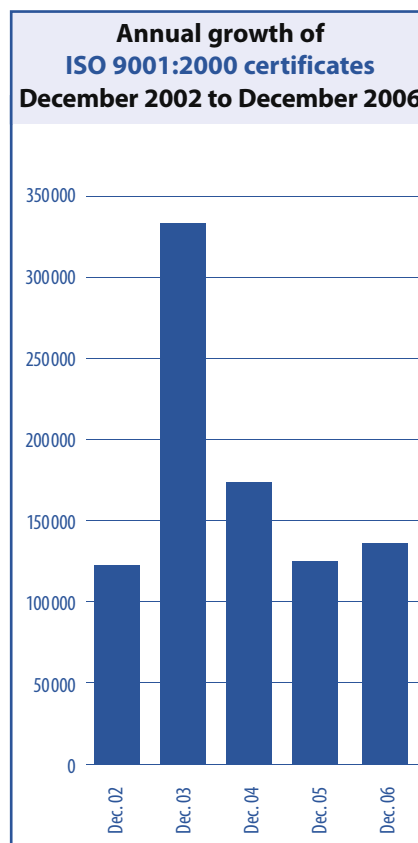
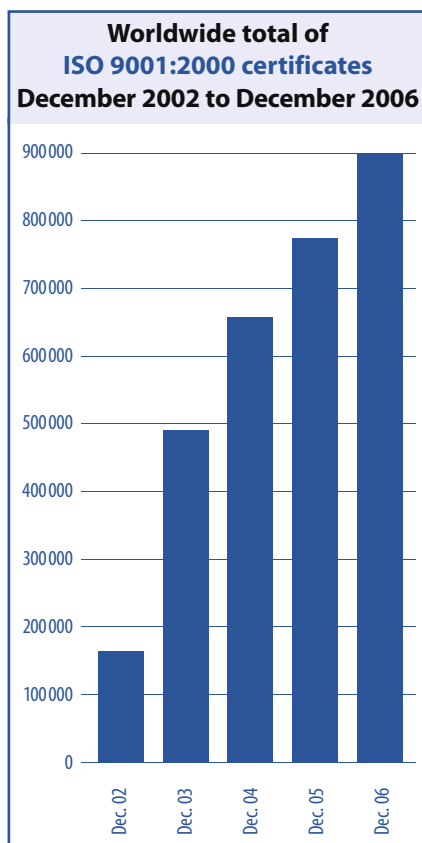
E-mail : helberling@iso.org

ISO 9001:2000, Quality management systems

- Up to the end of December 2006, at least 897 866 ISO 9001:2000 certificates had been issued in 170 countries and economies.
- The 2006 total represents an increase of 123 999 (+16%) over 2005, when the total was 773 867 in 161 countries and economies.
- The 2006 total represents an increase of 730 742 – 5,4 times higher than in 2002, the second year for which the survey recorded ISO 9001:2000 certifications, when the world total was 167 124 in 133 countries and economies.

ISO 9001:2000 principal results

World results	Dec. 2002	Dec. 2003	Dec. 2004	Dec. 2005	Dec. 2006
World total	167 124	497 919	660 132	773 867	897 866
World growth	122 736	330 795	162 213	113 735	123 999
Number of countries/economies	133	149	154	161	170




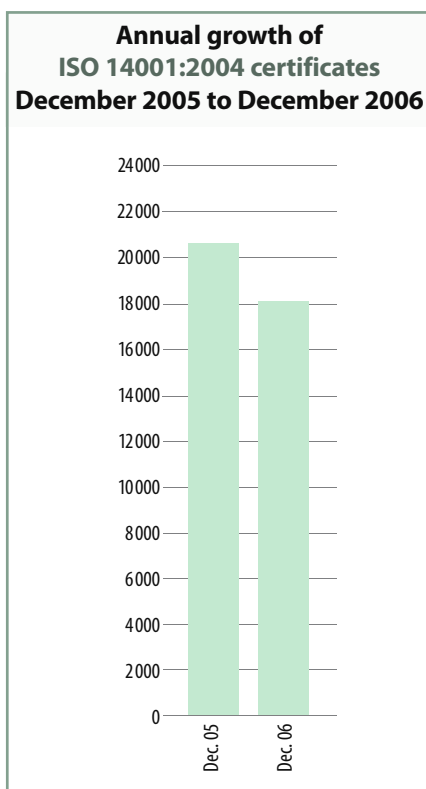
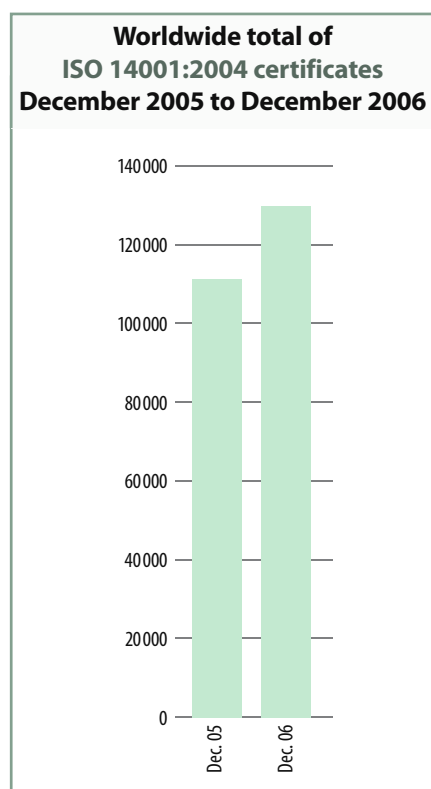
ISO 14001:2004, Environmental management systems

Up to the end of December 2006, at least 129 199 certificates had been issued in 140 countries and economies.

The 2006 total represents an increase of 18 037 (+16%) over 2005, when the combined total was 111 162 in 138 countries and economies.

ISO 14001:2004 principal results

World results	Dec. 2005		Dec. 2006
		Total of which 14001:2004	
World total	111 162	56 593	129 199
World growth	21 225		18 037
Number of countries/economies	138	107	140



ISO/TS 16949:2002, Quality management systems – Particular requirements for the application of ISO 9001:2000 for automotive production and relevant service part organizations

2004 was the first year for which the survey recorded ISO/TS 16949:2002 certificates. Up to the end of December 2006, at least 27 999 ISO/TS 16949:2002 certificates had been issued in 78 countries and economies. The 2006 total represents an increase of

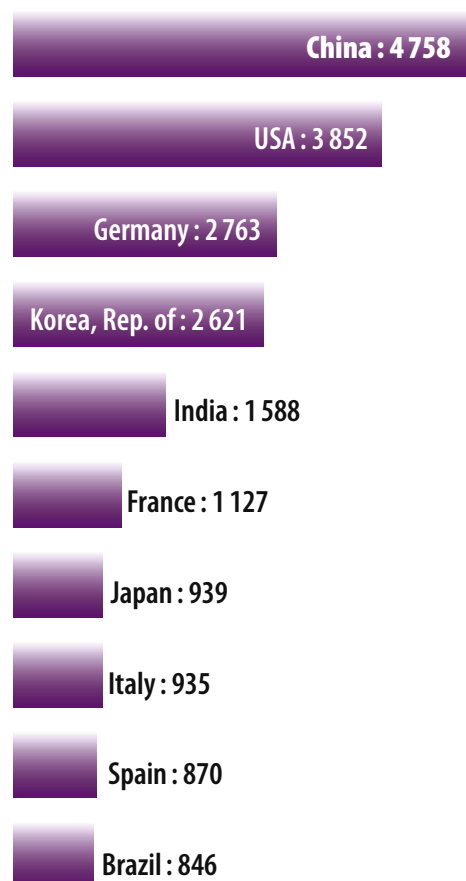
10 952 (+64 %) over 2005 when the total was 17 047 certificates in 80 countries and economies.

The figures for the total up to 2006 have been provided by IATF (International Automotive Task Force).

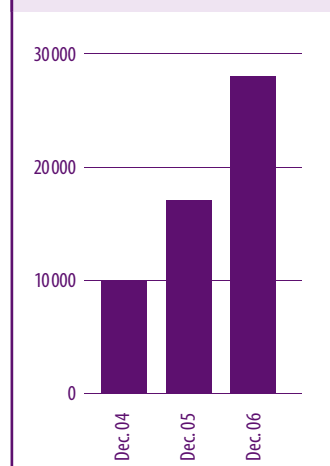
ISO/TS 16949:2002 principal results

World results	Dec. 2004	Dec. 2005	Dec. 2006
World total	10 019	17 047	27 999
World growth		7 028	10 952
Number of countries/economies	62	80	78

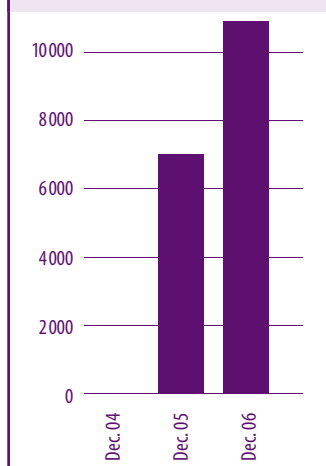
Top 10 countries for ISO/TS 16949:2002



Worldwide total of ISO/TS 16949:2002 certificates December 2004 to December 2006



Annual growth of ISO/TS 16949:2002 certificates December 2004 to December 2006



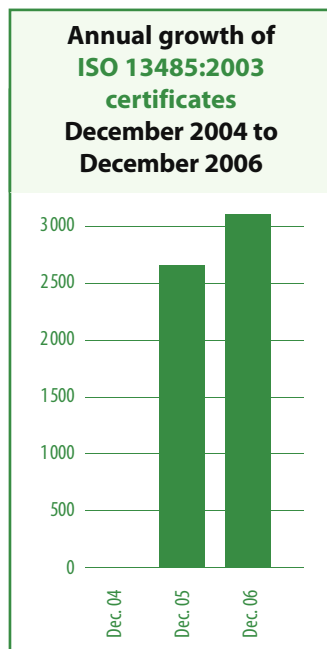
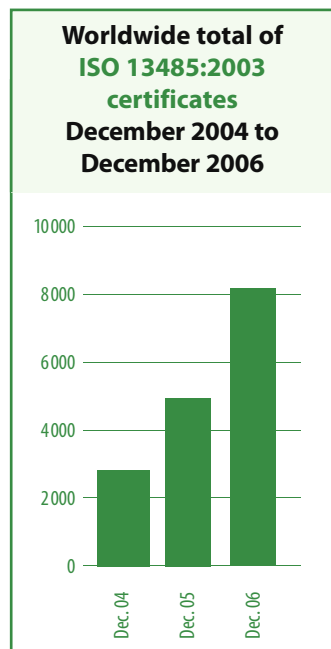
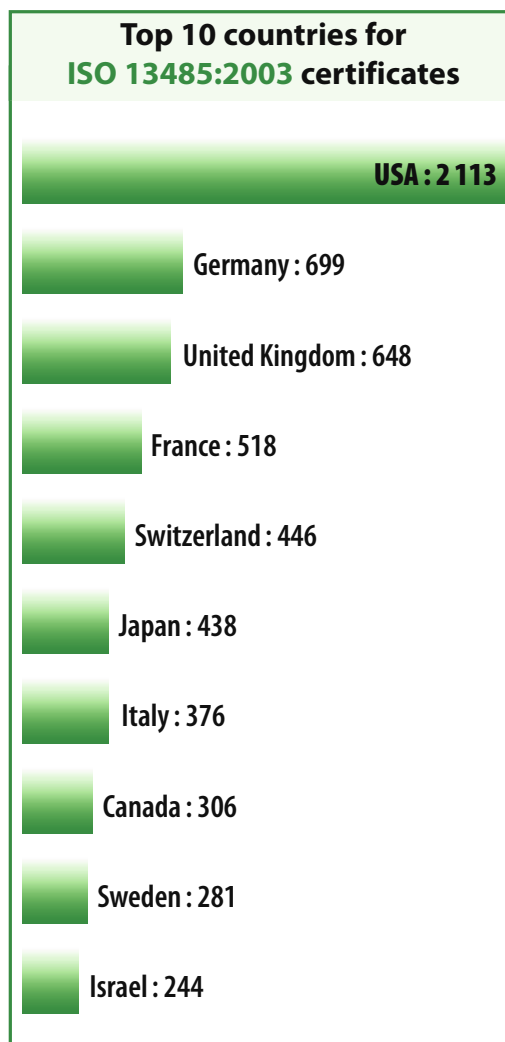
ISO 13485:2003, Medical devices – Quality management systems – Requirements for regulatory purposes

2004 was the first year for which the survey recorded ISO 13485:2003 certificates. Up to the end of December 2006, at least 8 175 ISO 13485:2003 certificates had been issued in 82 countries and economies.

The 2006 total represents an increase of 3 110 (+61 %) over 2005 when the total was 5 065 in 67 countries and economies.

ISO 13485:2003 principal results

World results	Dec. 2004	Dec. 2005	Dec. 2006
World total	2 403	5 065	8 175
World growth		2 662	3 110
Number of countries/economies	55	67	82

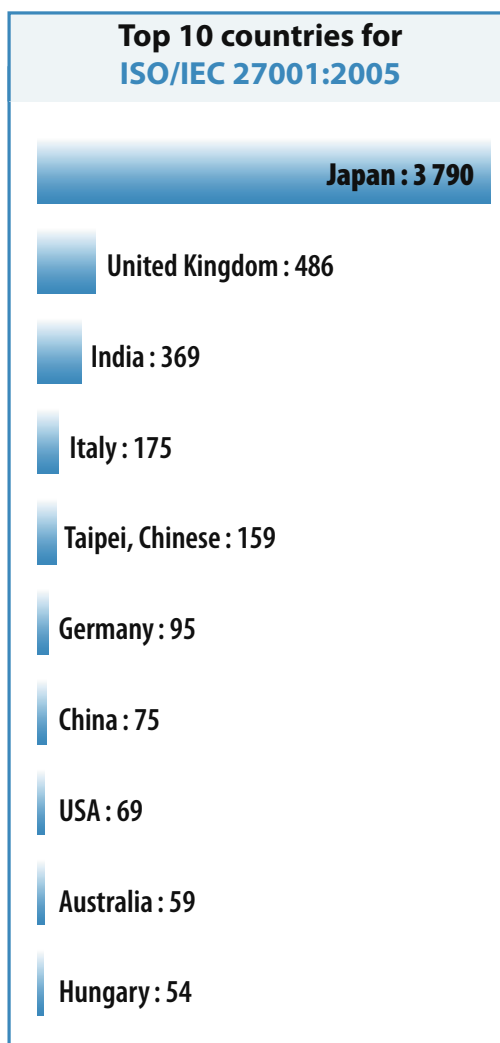


ISO/IEC 27001:2005 Information Technology, Security Techniques - Information security management systems - requirements

2006 was the first year for which the survey recorded ISO/IEC 27001:2005 certificates. Up to the end of December 2006, at least 5 797 ISO/IEC 27001:2005 certificates had been issued in 64 countries and economies.

ISO/IEC 27001:2005 principal results

World results	Dec. 2006
World total	5 797
World growth	
Number of countries/economies	64



ISO 9001:2000 certifications worldwide

Growth from end of 2002 to end of 2006

Africa / West Asia					
	Dec. 2002	Dec. 2003	Dec. 2004	Dec. 2005	Dec. 2006
Afghanistan			3		2
Algeria	16	43	126	185	103
Angola	5	1	2	3	1
Bahrain	2	30	99	107	116
Bangladesh	6	49	182	570	570
Benin			1		1
Botswana	2	11	8	22	35
Burkina Faso				2	2
Cameroon		2	9	13	10
Central African Rep.			212	394	1
Côte d'Ivoire	4	9		35	46
Egypt	222	754	810	1326	1928
Eritrea					1
Ethiopia			2	3	3
Gabon	1	2	3	3	3
Ghana		9	17	11	12
Guinea				1	
India	2 247	8 367	12 558	24 660	40 967
Iran	16	470	3 000	3 090	5 250
Iraq					3
Israel	408	5 019	7 280	7 657	10 760
Jordan	34	112	278	293	248
Kazakhstan	16	174	229	320	603
Kenya	11	29	158	169	183
Kuwait	7	25	101	111	141
Kyrgyzstan	4	5	6	9	9
Lebanon	27	62	154	167	193
Liberia				1	
Libyan Arab Jamihiriya	2	4	6	35	46
Madagascar			3	6	23
Malawi	2	6	2	8	2
Maldives		1	1	1	1
Mali				2	2
Mauritania, Islamic Rep. of				1	



Africa/West Asia	Dec. 2002	Dec. 2003	Dec. 2004	Dec. 2005	Dec. 2006
Mauritius	32	93	212	202	240
Morocco	46	64	296	403	457
Mozambique	2	3	9	8	10
Namibia		15	23	22	18
Niger					1
Nigeria	3	49	99	101	132
Oman	32	86	250	267	311
Pakistan	186	464	695	2013	2 291
Palestine	13	18	29	27	34
Qatar	11	17	94	97	101
Rwanda			1	1	1
Saudi Arabia	131	247	394	642	710
Senegal	9	10	29	40	42
Seychelles	2	4	9	8	9
Sierra Leone					4
South Africa	401	2 356	2 486	3 119	3 259
Sri Lanka	34	90	148	244	318
Sudan	9	26	37	32	55
Swaziland	8	17	13	18	29
Syrian Arab Rep.	38	215	240	248	272
Tanzania		2	5	20	14
Togo				2	2
Tunisia	30	119	123	380	585
Turkmenistan				1	6
Uganda	31	120	47	45	45
United Arab Emirates	407	892	819	963	1 040
Uzbekistan		2		57	26
Yemen	4	6	9	12	16
Zambia	1	11	17	21	17
Zimbabwe	2	14	109	129	128

Total					
Africa/West Asia	4 464	20 124	31 443	48 327	71 438
Share in percent	2,67	4,04	4,76	6,24	7,96
No. of countries/economies	41	47	51	58	61

Central and South America

	Dec. 2002	Dec. 2003	Dec. 2004	Dec. 2005	Dec. 2006
Argentina	710	1 790	4 149	5 556	7 934
Bahamas			5		
Barbados		8	11	11	11
Belize	2	2		3	2
Bermuda		1	1		1
Bolivia	10	40	88	104	198
Brazil	1 582	4 012	6 120	8 533	9 014
Cayman Islands (United Kingdom)		1	1		1
Chile	92	340	924	1 124	2 565
Colombia	728	2 222	4 120	4 926	6 271
Costa Rica	23	63	105	136	186
Cuba	3	3	218	305	363
Dominica					2
Dominican Rep.		1	22	22	29
Ecuador	8	29	57	140	486
El Salvador	3	7	34	49	96
Grenada		1	1	1	2
Guatemala	7	18	25	30	61
Guyana	1	3	11	8	10
Honduras	5	9	9	22	36
Jamaica	1	3	12	10	14
Netherlands Antilles (Netherlands)	1	35	38	41	41
Nicaragua	6	9	28	20	28
Panama	13	44	69	80	99
Paraguay	21	37	44	146	103
Peru	82	141	205	193	576
Puerto Rico	2	26	33	55	29
Saint Lucia		4	2	4	1
Surinam		1			
Trinidad/Tobago	6	52	60	64	40
Uruguay	116	200	325	478	648
Venezuela	47	201	299	437	535

Total

	Dec. 2002	Dec. 2003	Dec. 2004	Dec. 2005	Dec. 2006
Central and South America	3 475	9 303	17 016	22 498	29 382
Share in percent	2,08	1,87	2,58	2,91	3,27
No. of countries/economies	24	30	29	27	30

North America *

	Dec. 2002	Dec. 2003	Dec. 2004	Dec. 2005	Dec. 2006
Canada *	2 125	8 454	9 286	12 503	11 917
Mexico *	265	1 437	3 391	2 890	4 636
USA *	4 587	30 294	37 285	44 270	44 883

Total

	Dec. 2002	Dec. 2003	Dec. 2004	Dec. 2005	Dec. 2006
North America *	6 977	40 185	49 962	59 663	61 436
Share in percent	4,17	8,07	7,57	7,71	6,84
No. of countries/economies	3	3	3	3	3

* Data received from *Quality Systems Update*

ISO 9001:2000 certifications worldwide (continued)

Europe	ISO 9001:2000 certifications worldwide (continued)				
	Dec. 2002	Dec. 2003	Dec. 2004	Dec. 2005	Dec. 2006
Albania	1	2	6	11	28
Andorra	3	1	1	6	12
Armenia	1	16	26	55	34
Austria	1 879	2 809	3 259	3 368	3 806
Azerbaijan		2	203	213	171
Belarus	16	102	447	658	882
Belgium	1 285	3 167	4 471	4 810	3 865
Bosnia and Herzegovina	8	47	209	350	242
Bulgaria	246	842	1 685	2 220	3 097
Croatia	194	580	966	1 273	1 676
Cyprus	160	314	573	530	683
Czech Rep.	1 125	2 565	10 781	12 743	12 811
Denmark	447	935	1 050	1 219	1 840
Estonia	167	261	438	489	577
Finland	643	1 861	1 784	1 914	1 986
France	6 529	15 073	21 769	21 700	21 349
Georgia	3	7	20	24	52
Germany	10 811	23 598	26 654	39 816	46 458
Gibraltar (United Kingdom)	1	28	47	55	49
Greece	540	1 615	2 572	3 255	4 753
Hungary	4 446	7 750	10 207	15 464	15 008
Iceland	6	25	28	43	37
Ireland	494	1 132	1 683	2 055	2 225
Italy	14 733	64 120	84 485	98 028	105 799
Latvia	33	73	484	561	625
Liechtenstein	38	69	71	75	81
Lithuania	158	324	487	591	697
Luxembourg	41	110	108	147	145
Malta	122	204	230	302	342
Moldova	6	16	26	33	41
Monaco	5	45	22	37	38
Montenegro					33
Netherlands	2 803	9 917	6 402	9 160	18 922
Norway	405	1 171	1 368	1 410	1 467
Poland	914	3 216	5 753	9 718	8 115
Portugal	965	3 417	4 733	5 820	5 851
Romania	767	2 052	5 183	6 097	9 426
Russian Federation	314	962	3 816	4 883	6 398



Europe	Dec. 2002	Dec. 2003	Dec. 2004	Dec. 2005	Dec. 2006
San Marino, Rep. of			18	18	24
Serbia					1 551
Serbia and Montenegro		103	696	1 209	
Slovakia	768	1 148	2 008	2 050	2 195
Slovenia	330	465	1 811	2 114	2 182
Spain	8 872	31 836	40 972	47 445	57 552
Sweden	833	3 107	4 687	4 744	5 776
Switzerland	5 060	8 300	11 549	12 413	10 984
The Former Yugoslav Rep. of Macedonia	7	47	133	154	217
Turkey	911	3 248	5 009	10 929	12 350
Ukraine	181	308	934	1 375	1 808
United Kingdom	9 301	45 465	50 884	45 612	40 909

Total

Europe	76 572	242 455	320 748	377 196	415 169
Share in percent	45,82	48,69	48,59	48,74	46,24
No. of countries/economies	45	47	48	48	49

ISO 9001:2000 certifications worldwide (continued)

Far East	ISO 9001:2000 certifications worldwide (continued)				
	Dec. 2002	Dec. 2003	Dec. 2004	Dec. 2005	Dec. 2006
Bhutan					6
Brunei Darussalam	13	36	46	53	52
Cambodia	5	5	5	6	10
China	40 997	96 715	132 926	143 823	162 259
Hong Kong, China	1 338	2 683	3 252	3 449	4 729
Macau, China	10	58	80	83	91
Taipei, Chinese	1 316	2 991	5 676	7 652	9 549
Fiji	2	2	2	14	19
Indonesia	308	1 318	3 134	4 068	4 783
Japan	16 813	38 751	48 989	53 771	80 518
Korea, Democratic People's Rep. of	130	63	773	939	1 208
Korea, Republic of	2 942	10 640	12 416	14 033	15 739
Lao People's Democratic Republic					1
Malaysia	1 119	3 076	4 337	5 695	6 786
Mongolia	1	4	7	10	13
Myanmar		3	6	9	19
Nepal	4	6	25	83	115
Papua New Guinea			1	11	33
Philippines	270	456	1 108	1 414	2 007
Samoa				2	2
Singapore	1 953	3 341	3 964	6 282	5 830
Thailand	938	1 675	2 620	3 231	3 913
Tonga				1	1
Tuvalu		1	1		
Vanuatu				1	1
Vietnam	354	1 237	1 598	2 461	3 167

Total	ISO 9001:2000 certifications worldwide (continued)				
Far East	68 513	163 061	220 966	247 091	300 851
Share in percent	41,00	32,75	33,47	31,93	33,51
No. of countries/economies	18	20	21	23	25

Australia / New Zealand	ISO 9001:2000 certifications worldwide (continued)				
	Dec. 2002	Dec. 2003	Dec. 2004	Dec. 2005	Dec. 2006
Australia	7 024	19 975	17 365	16 922	17 440
New Zealand	99	2 816	2 632	2 170	2 150

Total	ISO 9001:2000 certifications worldwide (continued)				
Total Australia / New Zealand	7 123	22 791	19 997	19 092	19 590
Share in percent	4,26	4,58	3,03	2,47	2,18
No. of countries/economies	2	2	2	2	2

ISO 9001:2000 certifications

World results	Dec. 2002	Dec. 2003	Dec. 2004	Dec. 2005	Dec. 2006
World total	167 124	497 919	660 132	773 867	897 866
World growth	122 736	330 795	162 213	113 735	123 999
Number of countries/economies	133	149	154	161	170

ISO 14001:2004 certifications worldwide

Growth from end of 2005 to end of 2006

Africa / West Asia	Dec. 2005		Dec. 2006
	Total	of which 14001:2004	
Afghanistan	1		
Algeria	6	5	6
Bahrain	17	13	18
Bangladesh	20	20	17
Botswana	2		
Central African Republic	87	87	
Congo, Republic of			2
Côte d'Ivoire	3		3
Egypt	354	354	379
Ethiopia			5
Ghana	2		3
Guinea			1
India	1 698	859	2 016
Iran	407	341	780
Israel	299	34	422
Jordan	38	35	39
Kazakhstan	12	12	30
Kenya	11	11	23
Kuwait	11	8	11
Lebanon	6	6	7
Libyan Arab Jamihiriya	3		3
Madagascar	2	1	1
Mauritius	10	10	10
Morocco	26	7	37
Mozambique	1	1	1
Namibia	3		4
Niger	4	2	2
Nigeria	8		18
Oman	8	8	8
Pakistan	59	42	77
Palestine	6	6	5
Qatar	3		11
Saudi Arabia	28	23	30

Africa/West Asia	Dec. 2005		Dec. 2006
	Total	of which 14001:2004	
Senegal	3		3
Seychelles	2	1	1
Sierra Leone			3
South Africa	540	188	485
Sri Lanka	34	34	52
Sudan			1
Swaziland	4	2	8
Syrian Arab Republic	53	12	53
Tanzania	2		4
Tunisia	30	30	50
Turkmenistan			1
Uganda	2		3
United Arab Emirates	161	137	172
Uzbekistan	1		3
Zambia	1		
Zimbabwe	26	3	24

Total	Dec. 2005	Dec. 2006
Total Africa/ West Asia	3 993	
Share in percent	3,59	
No. of countries/ economies	43	
Total 14001:2004	2 293	4 832
Share in percent	4,05	3,74
No. of countries/ economies	31	45

Central and South America

ISO 14001:2004 certifications worldwide (continued)

	Dec. 2005		Dec. 2006
	Total	of which 14001:2004	
Argentina	454	454	862
Barbados	1		1
Belize	1	1	2
Bolivia	30	18	30
Brazil	2 061	2 061	2 447
Chile	277	205	375
Colombia	275	60	296
Costa Rica	50	18	55
Cuba	3	3	6
Dominican Republic	4		2
Ecuador	14	10	50
El Salvador	4	2	4
Guatemala	7	5	7
Guyana	1		2
Honduras	4		7
Jamaica	5	3	5
Netherlands Antilles	2	2	3
Nicaragua	2		3
Panama	4		5
Paraguay	4	3	4
Peru	78	36	83
Puerto Rico	5	2	5
Saint Lucia	1	1	
Suriname			1
Trinidad & Tobago	7	1	4
Uruguay	52	29	45
Venezuela	65	27	51

Total	Dec. 2005	Dec. 2006
Total Central and South America	3 411	
Share in percent	3,07	
No. of countries/economies	26	
Total 14001:2004	2 941	4 355
Share in percent	5,20	3,37
No. of countries/economies	20	26

North America *	Dec. 2005		Dec. 2006
	Total	of which 14001:2004	
Canada *	1 636		1 679
Mexico *	422		409
USA *	5 061		5 585

Total	Dec. 2005	Dec. 2006
North America *	7 119	
Share in percent	6,40	
No. of countries/economies	3	
Total 14001:2004		7 673
Share in percent		5,94
No. of countries/economies		3

* Data received from *Quality Systems Update*

Europe

ISO 14001:2004 certifications worldwide (continued)

	Dec. 2005		Dec. 2006
	Total	of which 14001:2004	
Andorra	1	1	1
Armenia			5
Austria	481	259	553
Azerbaijan	32		18
Belarus	87	41	122
Belgium	659	164	521
Bosnia & Herzegovina	34	12	17
Bulgaria	49	5	92
Croatia	130	66	181
Cyprus	61	48	59
Czech Republic	2 122	57	2 211
Denmark	837	837	995
Estonia	148	148	173
Finland	923	557	935
France	3 289	1 176	3 047
Germany	4 440	4 440	5 415
Gibraltar (United Kingdom)			2
Greece	254	254	259
Hungary	993	993	1 140
Iceland	6		9
Ireland	282	151	251
Italy	7 080	3 127	9 825
Latvia	90	82	101
Liechtenstein	19	19	17
Lithuania	208	63	252
Luxembourg	34		18
Malta	5	1	5
Moldova	1		1
Monaco	11	5	3
Montenegro			1
Netherlands	1 107	254	1 128
Norway	452	452	566
Poland	948	375	837
Portugal	504	165	564
Romania	752	375	1 454
Russian Federation	185	25	223
Serbia			84
Serbia and Montenegro	77	30	

Slovakia	222	222	305
Slovenia	417	121	379
Spain	8 620	8 620	11 125
Sweden	3 682	2 247	4 411
Switzerland	1 561	1 561	2 064
The Former Yugoslav Rep. of Macedonia	6	1	8
Turkey	918	493	1 423
Ukraine	55	6	37
United Kingdom	6 055	3 189	6 070

Total	Dec. 2005	Dec. 2006
Total Europe	47 837	
Share in percent	43,03	
No. of countries/economies	43	
Total 14001:2004	30 642	56 907
Share in percent	54,14	44,05
No. of countries/economies	39	46

ISO 14001:2004 certifications worldwide (continued)

Far East	Dec. 2005		Dec. 2006
	Total	of which 14001:2004	
Brunei Darussalam	4		4
Cambodia	1		2
China	12 683	1 385	18 842
Hong Kong, China	385	385	509
Macau, China	15	15	17
Taipei, Chinese	1 556	1 556	1 633
Fiji	1		
Indonesia	430	252	369
Japan	23 466	10 576	22 593
Korea, Democratic People's Republic of	97	53	91
Korea, Republic of	4 955	3 692	5 893
Malaysia	694	246	593
Myanmar	3	3	
Nepal	2		4
Papua New Guinea	4	4	3
Philippines	408	197	458
Samoa	1		1
Singapore	887	289	716
Thailand	1 120	51	1 369
Vanuatu	5		
Vietnam	127	55	189

Total	Dec. 2005	Dec. 2006
Far East	46 844	
Share in percent	42,14	
No. of countries/economies	21	
Total 14001:2004	18 759	53 286
Share in percent	33,15	41,24
No. of countries/economies	15	18

Australia / New Zealand	Dec. 2005		Dec. 2006
	Total	of which 14001:2004	
Australia	1 778	1 778	1 964
New Zealand	180	180	182

Total	Dec. 2005	Dec. 2006
Australia / New Zealand	1 958	
Share in percent	1,76	
No. of countries	2	
Total 14001:2004	1 958	2 146
Share in percent	3,46	1,66
No. of countries/economies	2	2

ISO 14001:2004 certifications

World results	Dec. 2005		Dec. 2006
	Total	of which 14001:2004	
World total	111 162	56 593	129 199
World growth	21 225		18 037
Number of countries/economies	138	107	140

ISO/TS 16949:2002 certifications worldwide

Growth from end of 2004 to end of 2006

Africa / West Asia	Dec. 2004	Dec. 2005	Dec. 2006
Afghanistan		1	
Botswana			1
Central African Rep.		70	
Egypt	1	3	14
Ghana		1	
India	225	954	1 588
Iran	35	246	608
Israel	12	47	27
Morocco	6	20	31
Pakistan			3
South Africa	134	192	240
Sri Lanka	1	1	2
Tunisia	3	30	53
Uganda			2
United Arab Emirates		3	3
Zimbabwe			1

Total			
Africa/West Asia	417	1 568	2 573
Share in percent	4,16	9,20	9,19
No. of countries/economies	8	12	13

Central and South America	Dec. 2004	Dec. 2005	Dec. 2006
Argentina	83	191	307
Brazil	299	480	846
Chile		7	9
Colombia	1	27	51
Costa Rica	5	4	2

Central and South America	Dec. 2004	Dec. 2005	Dec. 2006
Cuba		1	
Dominican Republic		2	1
Ecuador		1	6
El Salvador	1	1	
Honduras		1	11
Peru		1	2
Puerto Rico	2	1	
Uruguay	3	3	9
Venezuela		14	26

Total			
Central and South America	394	734	1 270
Share in percent	3,93	4,31	4,54
No. of countries/economies	7	14	11

North America	Dec. 2004	Dec. 2005	Dec. 2006
Canada	258	383	620
Mexico	566	495	758
USA	3 693	3 693	3 852

Total			
North America	4 517	4 571	5 230
Share in percent	45,08	26,81	18,68
No. of countries/economies	3	3	3

(continued overleaf)

Europe			
	Dec. 2004	Dec. 2005	Dec. 2006
Austria	77	133	158
Belarus	1	2	
Belgium	74	134	125
Bosnia and Herzegovina	2	1	2
Bulgaria	2	4	9
Croatia	1	7	5
Czech Rep.	307	352	431
Denmark		2	20
Estonia	1	3	5
Finland	2	18	32
France	89	854	1 127
Germany	1 043	2 115	2 763
Greece	1	3	7
Hungary	95	156	214
Ireland	7	7	29
Italy	173	312	935
Liechtenstein			4
Lithuania		1	2
Luxembourg	4	5	12
Malta		1	4
Monaco		20	5
Netherlands	16	82	114
Norway	13	12	18
Poland	77	191	297
Portugal	54	53	128
Romania	4	6	115
Russian Federation	5	16	42
San Marino, Republic of			2
Serbia			5
Serbia and Montenegro	7	7	
Slovakia	34	76	113
Slovenia	83	86	79
Spain	526	726	870
Sweden	21	70	156
Switzerland	77	88	104
The Former Yugoslav Rep. of Macedonia		2	3

Europe	Dec. 2004	Dec. 2005	Dec. 2006
Turkey	98	265	384
Ukraine		4	8
United Kingdom	318	476	616

Total			
Europe	3 212	6 290	8 943
Share in percent	32,06	36,90	31,94
No. of countries/economies	30	36	37

Far East			
	Dec. 2004	Dec. 2005	Dec. 2006
China	459	2 151	4 758
Hong Kong, China	30	30	12
Taipei, Chinese	71	137	493
Indonesia	10	36	110
Japan	169	177	939
Korea, Democratic People's Rep.	37	43	
Korea, Republic of	366	834	2 621
Malaysia	22	116	275
Philippines	14	40	67
Samoa		2	2
Singapore	117	233	90
Thailand	18	32	471
Vietnam	1	3	16

Total			
Far East	1 314	3 834	9 854
Share in percent	13,12	22,49	35,19
No. of countries/economies	12	13	12



Australia / New Zealand	Dec. 2004	Dec. 2005	Dec. 2006
Australia	163	49	127
New Zealand	2	1	2

Total			
Australia/New Zealand	165	50	129
Share in percent	1,65	0,29	0,46
No. of countries/economies	2	2	2

ISO/TS 16949:2002 certifications

World results	Dec. 2004	Dec. 2005	Dec. 2006
World total	10 019	17 047	27 999
World growth		7 028	10 952
No. of countries/economies	62	80	78

* Data received for the total up to 2006 from IATF (*International Automotive Task Force*)

ISO 13485:2003 certifications worldwide

Growth from end of 2004 to end of 2006

Africa / West Asia	Dec. 2004	Dec. 2005	Dec. 2006
Afghanistan			25
Algeria			3
Central African Republic		7	
Egypt			5
Eritrea			1
India	9	17	188
Iran		1	12
Israel	54	107	244
Jordan			1
Morocco	2	1	2
Pakistan	4	114	138
Saudi Arabia			4
Seychelles	2	2	2
South Africa	3	2	25
Sri Lanka			12
Swaziland	24	24	1
United Arab Emirates			6

Total			
Africa/West Asia	98	275	669
Share in percent	4,08	5,43	8,18
No. of countries/economies	7	9	16

Central and South America	Dec. 2004	Dec. 2005	Dec. 2006
Argentina	5	4	21
Barbados			1
Brazil	5	4	40
Colombia		2	
Costa Rica		1	4
Dominican Republic		1	2
Honduras		1	1
Peru		7	9
Puerto Rico	10	16	24
Trinidad and Tobago			2
Uruguay	3	5	2

Total			
Central and South America	23	41	106
Share in percent	0,96	0,81	1,30
No. of countries/economies	4	9	10

North America *	Dec. 2004	Dec. 2005	Dec. 2006
Canada*	57	146	306
Mexico*	23	28	25
USA*	770	1310	2113

Total			
North America *	850	1484	2444
Share in percent	35,37	29,30	29,90
No. of countries/economies	3	3	3

*Data received from Quality Systems Update

Europe			
	Dec. 2004	Dec. 2005	Dec. 2006
Austria	46	71	68
Belarus			5
Belgium	13	12	75
Bosnia and Herzegovina			1
Bulgaria	2	2	2
Croatia	1	1	
Cyprus			2
Czech Republic	18	54	65
Denmark	10	19	7
Estonia	2	2	7
Finland	6	6	20
France	144	153	518
Georgia			1
Germany	177	824	699
Greece	5	5	26
Hungary	15	12	27
Iceland	2	1	
Ireland	19	33	84
Italy		69	376
Latvia	1	1	3
Liechtenstein			2
Lithuania		2	1
Luxembourg		2	3
Malta		1	
Monaco			2
Netherlands	15	31	75
Norway	12	10	26
Poland	21	25	70
Portugal	1	20	22
Romania		4	2
Russian Federation	2	8	25
San Marino, Republic of			1
Serbia			7
Serbia and Montenegro	1	2	
Slovakia	3	3	9
Slovenia	3	4	6
Spain	1	7	29



Europe	Dec. 2004	Dec. 2005	Dec. 2006
Sweden	67	85	281
Switzerland	161	367	446
Turkey	12	21	55
Ukraine			2
United Kingdom	548	973	648

Total			
Europe	1 308	2 830	3 698
Share in percent	54,43	55,87	45,24
No. of countries/economies	28	33	38

Far East			
	Dec. 2004	Dec. 2005	Dec. 2006
China	14	21	228
Hong Kong, China	3	15	30
Taipei, Chinese	16	15	35
Macau, China			10
Indonesia	1	4	6
Japan	21	211	438
Korea, Democratic Peoples Rep.		9	
Korea, Republic of	28	28	229
Malaysia	4	20	101
Nepal	1		1
Philippines	10	21	21
Singapore	17	50	46
Thailand	3	4	32
Vietnam			5

Total			
Far East	118	398	1 182
Share in percent	4,91	7,86	14,46
No. of countries/economies	11	11	13

**Australia /
New Zealand**

	Dec. 2004	Dec. 2005	Dec. 2006
Australia	4	35	69
New Zealand	2	2	7

Total

Australia/New Zealand	6	37	76
Share in percent	0,25	0,73	0,93
No. of countries/economies	2	2	2

ISO 13485:2003 certifications

World results	Dec. 2004	Dec. 2005	Dec. 2006
World total	2 403	5 065	8 175
World growth		2 662	3 110
No. of countries/economies	55	67	82

ISO/IEC 27001:2005 certifications worldwide

At the end of 2006

Africa / West Asia	
	Dec. 2006
Bahrain	3
Egypt	1
India	369
Kuwait	4
Lebanon	1
Oman	3
Pakistan	1
Saudi Arabia	12
South Africa	5
Sri Lanka	13
United Arab Emirates	14

Total	
Africa/West Asia	426
Share in percent	7,35
No. of countries/economies	11

Central and South America	
	Dec. 2006
Argentina	1
Brazil	10
Chile	2
Colombia	3
Peru	1
Uruguay	1

Total	
Central and South America	18
Share in percent	0,31
No. of countries/economies	6

North America	
	Dec. 2006
Canada	1
Mexico	9
USA	69

Total	
North America	79
Share in percent	1,36
No. of countries/economies	3

Europe	
	Dec. 2006
Austria	16
Belgium	4
Croatia	2
Czech Republic	27
Denmark	3
Finland	1
France	5
Germany	95
Greece	3
Hungary	54
Iceland	10
Ireland	6
Italy	175
Luxembourg	1
Moldova, Republic of	1
Netherlands	41
Norway	15
Poland	11
Portugal	1

Europe	Dec. 2006
Romania	4
Russian Federation	5
Slovakia	4
Slovenia	5
Spain	23
Sweden	20
Switzerland	34
The Former Yugoslav Rep. of Macedonia	1
Turkey	10
Ukraine	1
United Kingdom	486

Total	
Europe	1 064
Share in percent	18,35
No. of countries/economies	30

Far East	Dec. 2006
China	75
Hong Kong, China	29
Taipei, Chinese	159
Macau, China	2
Indonesia	2
Japan	3 790
Korea, Republic of	50
Malaysia	18
Philippines	10
Singapore	7
Thailand	7
Vietnam	1

Total	
Far East	4 150
Share in percent	71,59
No. of countries/economies	12

Australia / New Zealand	Dec. 2006
Australia	59
New Zealand	1

Total	
Australia/New Zealand	60
Share in percent	1,04
No. of countries/economies	2

ISO/IEC 27001:2005 certifications

World results	Dec. 2006
World total	5 797
World growth	
No. of countries/economies	64

ISO Central Secretariat

1, chemin de la Voie-Creuse
Case postale 56
CH-1211 Genève 20
Switzerland
Tel. + 41 22 749 01 11
Fax +41 22 733 34 30
E-mail central@iso.org
Web www.iso.org



All rights reserved. Unless otherwise specified, no part of this publication may be reproduced or utilized in any form or by any means, electronic or mechanical, including photocopying and micro-film, without permission from the publisher.

ISO copyright office:

Case Postale 56,
CH-1211 Geneva 20
Tel. +41 22 749 01 11 – Fax +41 22 749 09 47
E-mail copyright@iso.org – Web www.iso.org

ISBN 978-92-67-10460-7
© ISO, 2007-11/1 000
Printed in Switzerland